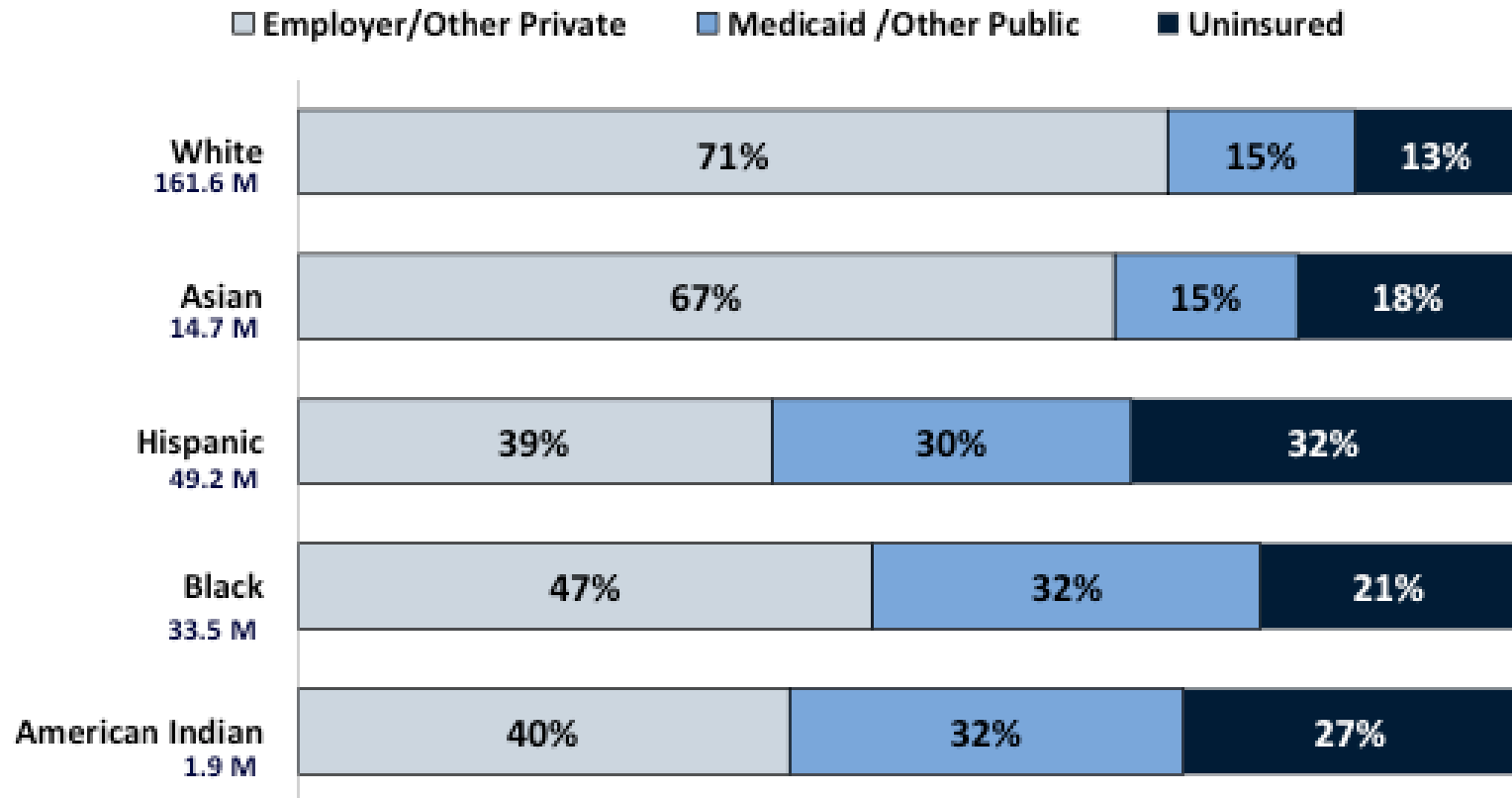


# **The Important Role of Safety Net Providers in Addressing Health Disparities in Reproductive Health Care**

Raegan McDonald-Mosley, MD, MPH, FACOG

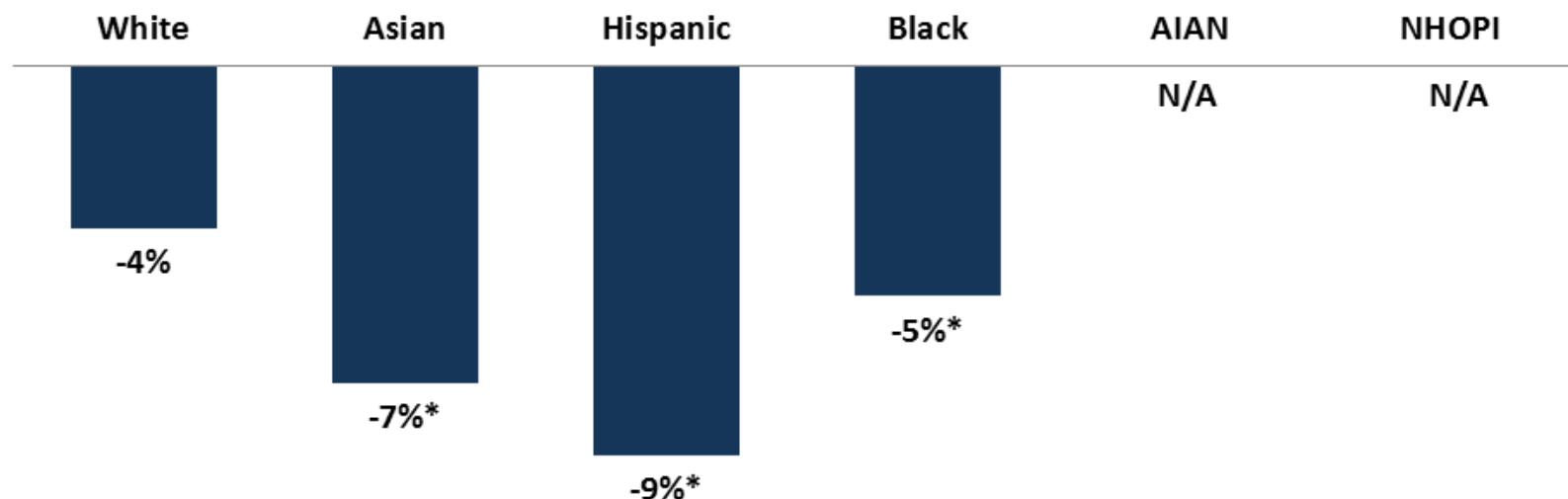
## Insurance Coverage of Nonelderly by Race/Ethnicity, 2011



Asian group includes Pacific Islanders. American Indian group includes Aleutian Eskimos. Two or more races excluded. Data may not total 100% due to rounding.

SOURCE: KCMU/ Urban Institute analysis of 2012 ASEC Supplement to the CPS.

## Percentage Point Change in Uninsured Rate among the Nonelderly Population by Race/Ethnicity, 2013-2015



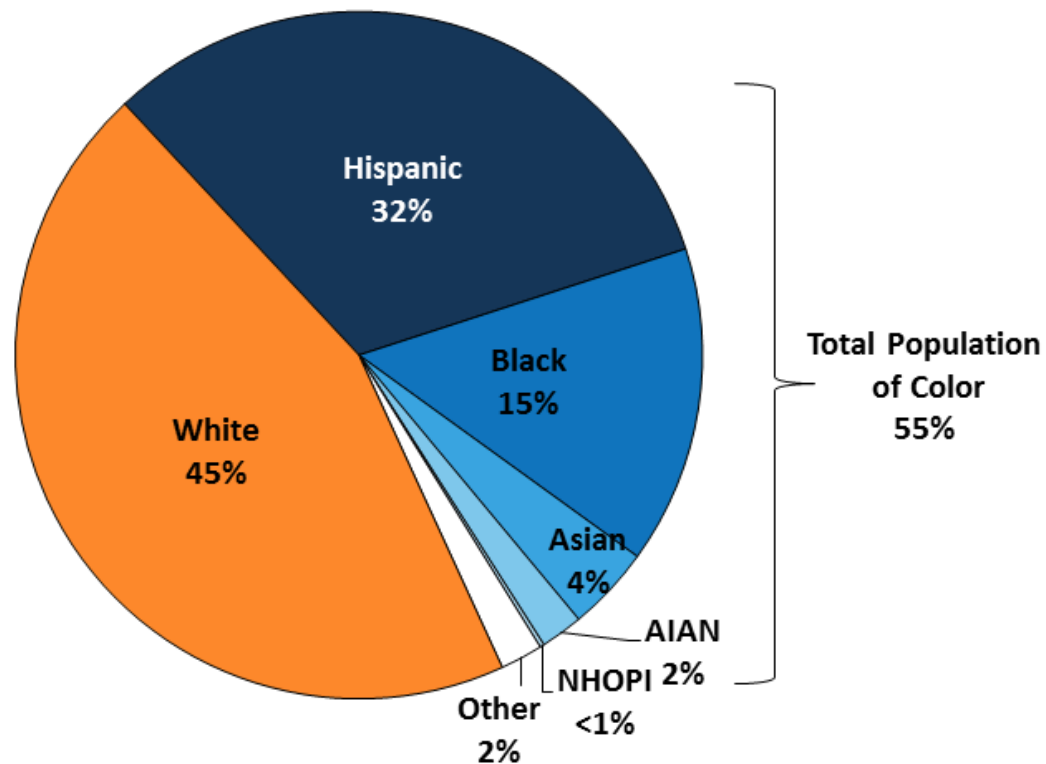
\* Indicates statistically significant difference from the White population at the  $p < 0.05$  level.

Note: Includes nonelderly individuals 0-64 years of age. N/A: Point estimates do not meet minimum standards for statistical reliability.

SOURCE: Kaiser Family Foundation analysis of March 2014 and 2016 Current Population Survey, Annual Social and Economic Supplement.



## Nonelderly Uninsured Population by Race/Ethnicity, 2015



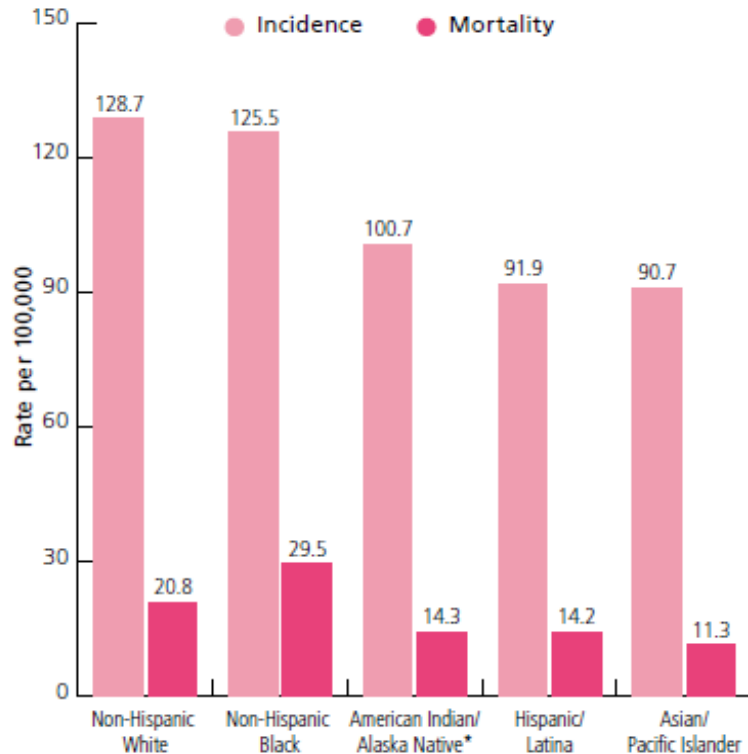
**Total Nonelderly Uninsured Population: 28.5 Million**

Notes: includes nonelderly individuals 0-64 years of age. Total may not sum to 100% due to rounding.

Source: Kaiser Family Foundation analysis of March 2016 Current Population Survey, Annual Social and Economic Supplement.

# Disparities in Breast Cancer Incidence and Mortality Rates

**Figure 2. Female Breast Cancer Incidence (2010-2014) and Mortality (2011-2015) Rates by Race/Ethnicity, US**

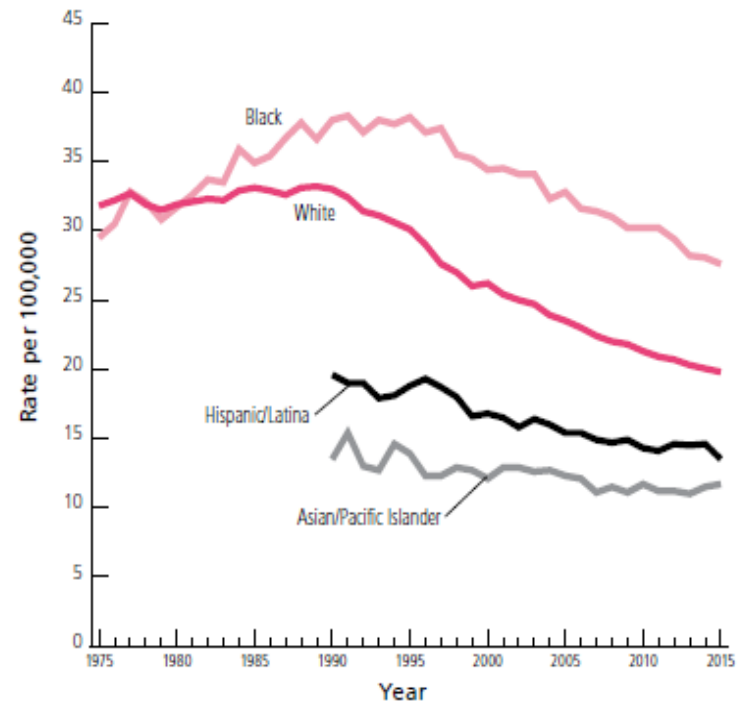


\*Statistics based on data from Contract Health Service Delivery Area (CHSDA) counties. Note: Rates are age adjusted to the 2000 US standard population.

**Sources:** Incidence – NAACCR, 2017. Mortality – National Center for Health Statistics, Centers for Disease Control and Prevention, 2017.

©2017, American Cancer Society, Inc., Surveillance Research

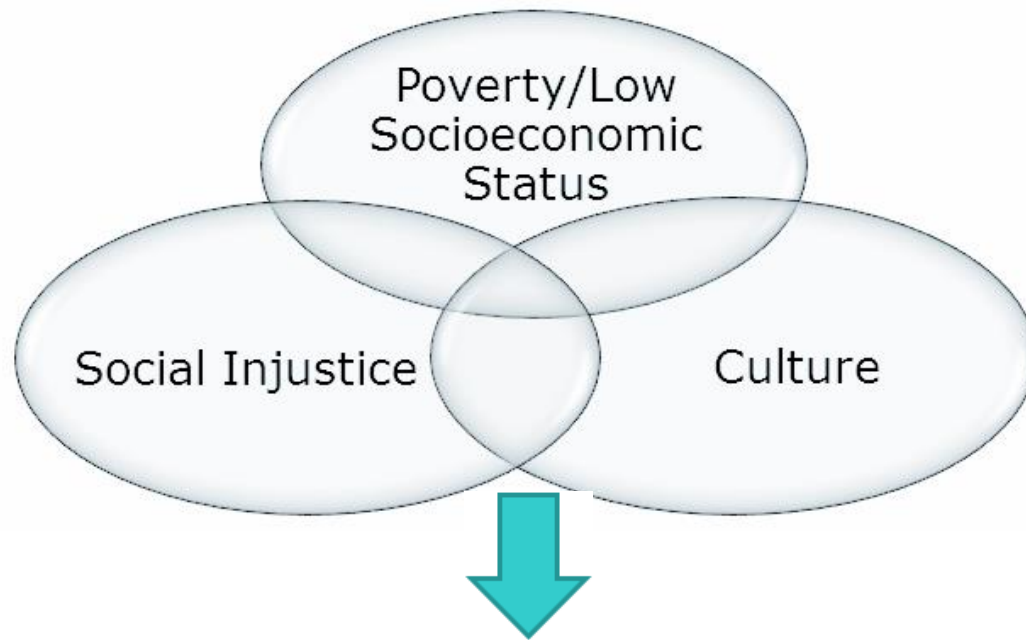
**Figure 6b. Trends in Female Breast Cancer Death Rates by Race/Ethnicity, 1975-2015, US**



Note: Rates are age adjusted to the 2000 US standard population.

**Source:** National Center for Health Statistics, Centers for Disease Control and Prevention, 2017. Rates for Hispanics exclude deaths from Louisiana, New Hampshire, and Oklahoma. Data for AI/AN not shown due to small counts and unstable rates.

American Cancer Society, Inc., Surveillance Research, 2017



Prevention

Early  
Detection







Diagnosis  
&  
Incidence

Treatment

Post  
Treatment  
& Quality  
of Life

Survival &  
Mortality

# Barriers to Cervical and Breast Cancer Screenings

Barriers	CERVICAL CANCER			BREAST CANCER		
	Black	Hispanic	White	Black	Hispanic	White
 <b>TIME</b> to go to the doctor	27%	31%	18%	23%	26%	14%
 <b>DISTANCE</b> to doctor's office	22%	20%	11%	22%	22%	7%
 <b>COST</b> of the test	32%	42%	19%	28%	40%	17%
 <b>FEAR</b> of the test	29%	29%	12%	28%	25%	13%
 <b>FEAR</b> of the results	40%	38%	14%	38%	32%	15%
 <b>DON'T</b> think they are at risk	27%	32%	15%	27%	28%	12%

# Health Care Overview

**2.4 million** patients

**636** health centers

An estimated **1 in 5 women** has visited a  
Planned Parenthood health center

## Planned Parenthood Patients...

**11%** identify as male

**75%** with incomes at or below 150 percent of  
the federal poverty level

**60%** who access health care through publicly  
funded programs like Medicaid and/or Title X

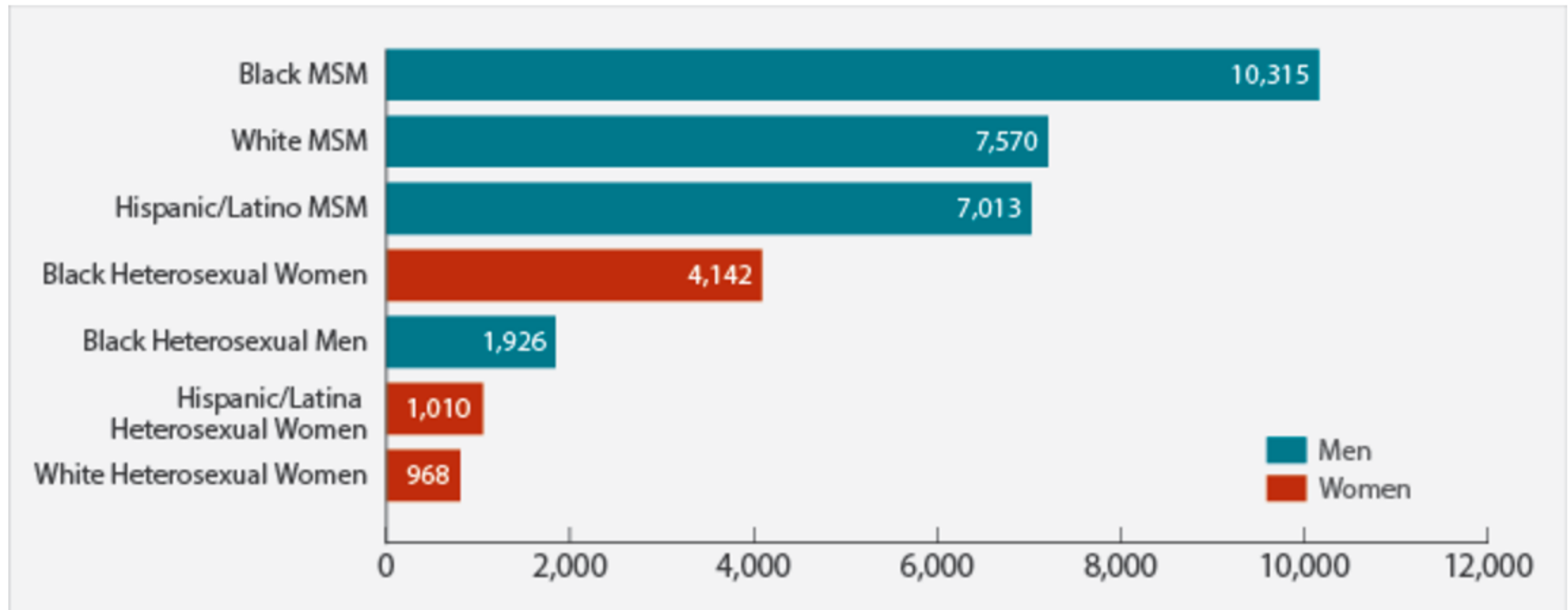
Cancer Screening &  
Prevention provided by  
Planned Parenthood health  
centers each year: **615,499**

Birth control information and  
services provided each year:  
**2,808,815**

Tests and treatment for  
Sexually Transmitted  
Infections provided each year:  
**4,266,689**

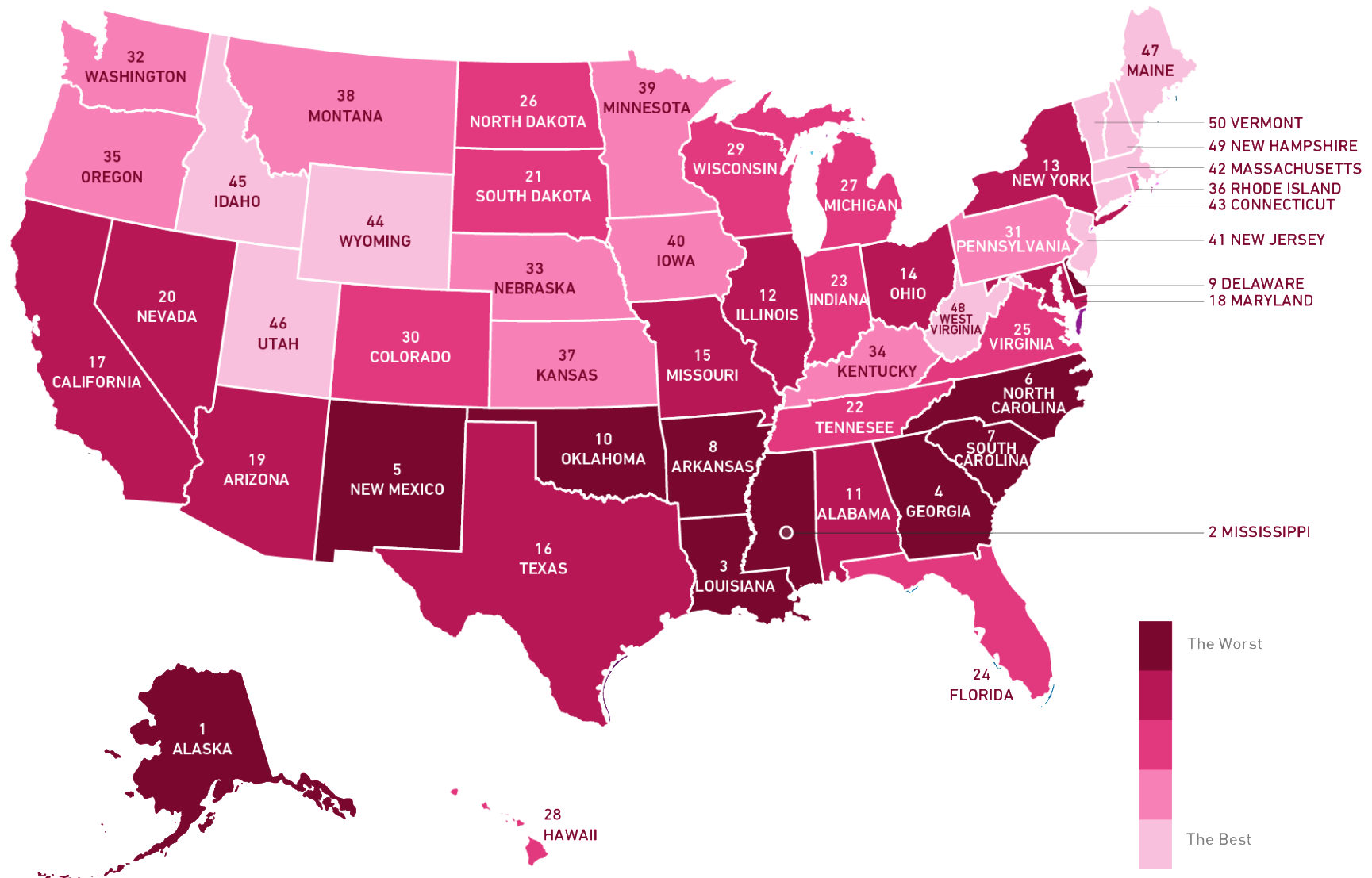


## HIV Diagnoses in the United States for the Most-Affected Subpopulations, 2015

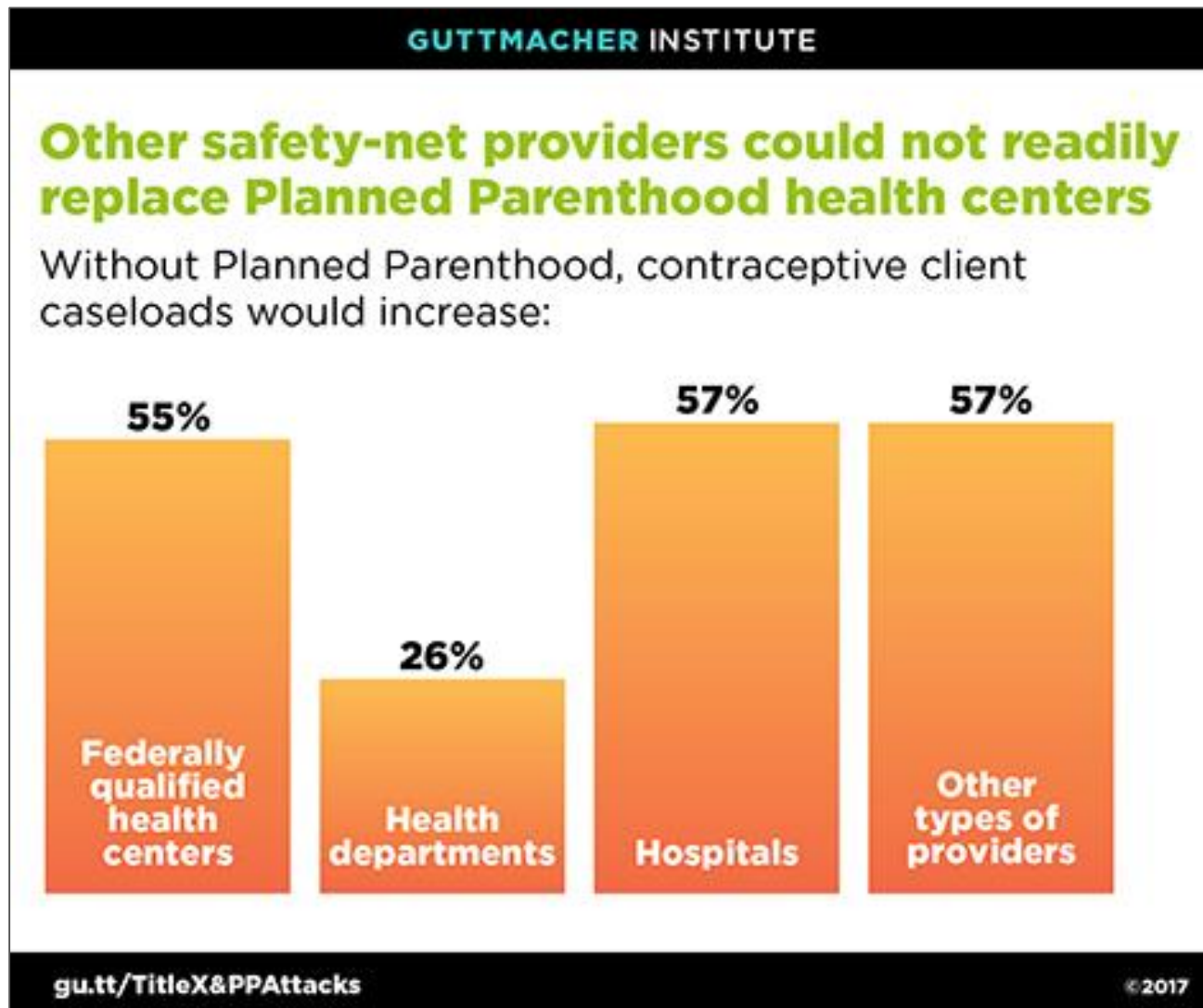


Source: CDC. [Diagnoses of HIV infection in the United States and dependent areas, 2015](#). *HIV Surveillance Report* 2016;27. Subpopulations representing 2% or less of HIV diagnoses are not reflected in this chart. Abbreviation: MSM = men who have sex with men.

# Rate of STIs in the United States



# Other Providers Can't Meet the Need







# Health Care: No. Matter. Where.

[Get Care](#) › [Get Birth Control Online](#)

**Get up to 12 months of birth control pills without an appointment.**

**It's that simple.**

Forget the trip to the doctor's office. Get a prescription for up to 12 months of birth control pills through the Planned Parenthood Direct app.

It's convenient, fast, and affordable.



*Healthcare is such a pain in the neck and there was none of that...It was super smooth.*

*I felt like I was getting away with something because healthcare is never that easy!*

Planned Parenthood Care patient for birth control service, follow-up survey

Hello.  
We'll see you now.

If you live in Alaska, Idaho, Minnesota, or Washington state, you can have a video visit with one of our providers for birth control, UTI treatment or at-home STD testing. Discreet, secure, and conveniently available. Have health insurance? Your cost may be covered. [Watch our video](#) to see how it works.



# Advocacy from Providers is Critical

ESSENCE

CELEBRITY FASHION BEAUTY HAIR LOVE LIFESTYLE NEWS VIDEOS FESTIVAL

HOME • NEWS

## For Women Of Color, The Stakes Are Even Higher For ACA Repeal Bill



SECTIONS

HOME SEARCH

The New York Times

Opinion | OP-ED CONTRIBUTOR

## Trump Takes Away Fundamental Health Care for Women

By RAEGAN McDONALD-MOSLEY OCT. 6, 2017

The average American woman spends just three years pregnant or trying to be pregnant, and a full 30 years trying not to be pregnant. So it's no surprise that birth control is a standard part of most women's lives. In fact, nearly one out of 10 women will use birth control during their lifetime.

But the Trump administration revealed its disdain for women [when it rescinded the guarantee](#) that health insurance will cover their birth control.

The NEW ENGLAND JOURNAL of MEDICINE

## SOUNDING BOARD

### Tearing Down the Fetal Tissue Smokescreen

Raegan McDonald-Mosley, M.D., M.P.H.

The ongoing smear campaign against Planned Parenthood focused on the minuscule role that the organization, where I am the chief medical officer, plays in providing postabortion tissue to researchers completely misrepresents the work we do every day. It also fails to acknowledge that our policies in this area have long met and exceeded the requirements of the law, and that we have provided women's health care — as many times as the previous Congress did so over its entire 2-year session. Five congressional committees are currently investigating Planned Parenthood. We have cooperated with these investigations, providing more than 25,000 pages of documents; the time of our physicians to brief committees

# Thank you.

Raegan McDonald-Mosley, MD, MPH, FACOG  
Chief Medical Officer  
Planned Parenthood Federation of America